



INTERNATIONAL HOTEL INVESTMENTS P.L.C.

COMPANY ANNOUNCEMENT

The following is a Company Announcement issued by International Hotel Investments Plc (the Company) pursuant to the Capital Markets Rules as issued by the Malta Financial Services Authority.

Audited Financial Statements of IHI Magyarország Zrt for year ended 31 December 2025

The audited financial statements for year ended 31 December 2025 of IHI Magyarország Zrt as guarantor of the International Hotel Investments p.l.c. secured bond (ISIN MT0000111303) are attached to this company announcement and are also available on: <https://corinthiagroup.com/investors/company-announcements/2026/> .

Stephen Bajada
Company Secretary

29 April 2026

Annual Report and Financial Statements

IHI Magyarország Zrt.

Year ended 31 December 2025

Contents

Directors' report	2 - 3
Independent auditor's report	4 - 8
Statement of comprehensive income	9
Statement of financial position	10
Statement of changes in equity	11
Statement of cash flows	12
Notes to the financial statements	13 - 38

Directors' report

The directors present their report together with the audited financial statements of IHI Magyarország Zrt. (the 'Company') for the year ended 31 December 2025.

Mission and Strategy

The Company's mission is to maximise shareholders' wealth by owning and operating assets at the top end of the market within which it operates.

Principal activities

The Company operates the Corinthia Hotel Budapest, a landmark five-star deluxe hotel located in the heart of Budapest drawing on an unrivalled 129-year history of excellence and tradition. The Company also owns and operates the Royal Residence and the Royal Spa.

The Company's sole shareholder is International Hotel Investments p.l.c. (IHI p.l.c.), a company domiciled in Malta.

Review of business and future outlook

The results for the year are set out in the statement of comprehensive income on page 8 of the financial statements. The profit for the year of €2.87 million (2024: €3.50 million) will be added to the retained earnings.

Future developments

Looking ahead to 2026, the Company anticipates a more competitive operating environment compared to 2025. While tourism fundamentals in Budapest remain positive, the luxury hotel market is expected to experience increased supply following the opening of additional internationally branded properties. This may place pressure on market share and rate development within the five-star segment.

Revenue performance in 2026 is expected to remain generally consistent with 2025 levels, with growth likely to be driven primarily by occupancy rather than material increases in Average Daily Rate. Competitive pricing dynamics may constrain rate progression, particularly within corporate and group segments.

Inflationary pressures are expected to remain elevated into 2026, with wage growth continuing to reflect labour market tightness and statutory minimum wage adjustments. Although general inflation is forecast to moderate gradually, cost volatility relating to energy, procurement and currency movements remains a risk. Geopolitical developments and global trade conditions continue to contribute to economic uncertainty.

The condition of the hotel's rooms product has been identified as a strategic priority amid customer concerns regarding product competitiveness. The Board has approved the development of mock-up rooms, with construction scheduled to commence in the first half of 2026. These works represent an initial phase in assessing a broader refurbishment programme.

In the absence of a comprehensive refurbishment, the Company may experience continued limitations in rate growth and increased competition for certain higher-end accounts. Management is therefore focused on preserving key contractual relationships, maintaining occupancy levels and exercising disciplined cost control to protect margins.

The Directors will continue to monitor market conditions, capital expenditure requirements and liquidity closely. Based on current forecasts and available funding arrangements, the Company expects to continue operating as a going concern and to meet its obligations as they become due.

Directors' report - continued

Going concern

The Directors have reviewed the Company's and the IHI p.l.c. Group's operational and cash flow forecasts. Based on this review, after making enquiries, and in the light of the current financial position, the existing banking facilities and other funding arrangements, the Directors confirm, that they have a reasonable expectation that the Company and the Group have adequate resources to continue in operational existence for the foreseeable future.

Equity

The statement of changes in equity is set out on page 11 of the financial statements.

In 2025, no dividend has been declared to the parent IHI p.l.c. and for the year 2024 it was also nil.

Directors

The board of directors is made up as follows:


Frank Xerri de Caro
Joseph Pisani
Richard Cachia Caruana

The company's Articles of Association do not require any directors to retire.

Approved by the Board of Directors on 29 April 2026 and signed on its behalf by:



Frank Xerri de Caro
Chairperson



Joseph Pisani
Director

Erzsébet krt 43-49
1073 Budapest
Hungary



Independent auditor's report

To the Shareholders of IHI Magyarország Zrt.

Report on the audit of the financial statements

Our opinion

In our opinion, the financial statements give a true and fair view of the financial position of IHI Magyarország Zrt. (the Company) as at 31 December 2025, and of the company's financial performance and cash flows for the year then ended in accordance with International Financial Reporting Standards ('IFRSs') as adopted by the EU.

What we have audited

IHI Magyarország Zrt.'s financial statements, set out on pages 9 to 38, comprise:

- the statement of comprehensive income for the year ended 31 December 2025;
- the statement of financial position as at 31 December 2025;
- the statement of changes in equity for the year then ended;
- the statement of cash flows for the year then ended; and
- the notes to the financial statements, comprising material accounting policy information and other explanatory information.



Independent auditor's report - continued

To the Shareholders of IHI Magyarország Zrt.

Basis for opinion

We conducted our audit in accordance with International Standards on Auditing (ISAs). Our responsibilities under those standards are further described in the *Auditor's Responsibilities for the Audit of the Financial Statements* section of our report.

We believe that the audit evidence we have obtained is sufficient and appropriate to provide a basis for our opinion.

Independence

We are independent of the company in accordance with the ethical requirements of the Accountancy Profession (Code of Ethics for Warrant Holders) Directive issued in terms of the Accountancy Profession Act (Cap. 281) that are relevant to audits of financial statements in Malta and the International Code of Ethics for Professional Accountants (including International Independence Standards) issued by the International Ethics Standards Board for Accountants (IESBA Code). We have also fulfilled our other ethical responsibilities in accordance with these Codes.

Other information

The directors are responsible for the other information. The other information comprises the Directors' report (but does not include the financial statements and our auditor's report thereon).

Our opinion on the financial statements does not cover the other information and we do not express any form of assurance conclusion thereon.



Independent auditor's report - continued

To the Shareholders of IHI Magyarország Zrt.

In connection with our audit of the financial statements, our responsibility is to read the other information identified above and, in doing so, consider whether the other information is materially inconsistent with the financial statements or our knowledge obtained in the audit, or otherwise appears to be materially misstated.

If, based on the work we have performed we conclude that there is a material misstatement of this other information, we are required to report that fact. We have nothing to report in this regard.

Responsibilities of the directors for the financial statements

The directors are responsible for the preparation of financial statements that give a true and fair view in accordance with IFRSs as adopted by the EU, and for such internal control as the directors determine is necessary to enable the preparation of financial statements that are free from material misstatement, whether due to fraud or error.

In preparing the financial statements, the directors are responsible for assessing the company's ability to continue as a going concern, disclosing, as applicable, matters related to going concern and using the going concern basis of accounting unless the directors either intend to liquidate the company or to cease operations, or have no realistic alternative but to do so.

Auditor's responsibilities for the audit of the financial statements

Our objectives are to obtain reasonable assurance about whether the financial statements as a whole are free from material misstatement, whether due to fraud or error, and to issue an auditor's report that includes our opinion. Reasonable assurance is a high level of assurance, but is not a guarantee that an audit conducted in accordance with ISAs will always detect a material misstatement when it exists. Misstatements can arise from fraud or error and are considered material if, individually or in the aggregate, they could reasonably be expected to influence the economic decisions of users taken on the basis of these financial statements.



Independent auditor's report - continued

To the Shareholders of IHI Magyarország Zrt.

As part of an audit in accordance with ISAs, we exercise professional judgement and maintain professional scepticism throughout the audit. We also:

- Identify and assess the risks of material misstatement of the financial statements, whether due to fraud or error, design and perform audit procedures responsive to those risks, and obtain audit evidence that is sufficient and appropriate to provide a basis for our opinion. The risk of not detecting a material misstatement resulting from fraud is higher than for one resulting from error, as fraud may involve collusion, forgery, intentional omissions, misrepresentations, or the override of internal control.
- Obtain an understanding of internal control relevant to the audit in order to design audit procedures that are appropriate in the circumstances, but not for the purpose of expressing an opinion on the effectiveness of the company's internal control.
- Evaluate the appropriateness of accounting policies used and the reasonableness of accounting estimates and related disclosures made by the directors.
- Conclude on the appropriateness of the directors' use of the going concern basis of accounting and, based on the audit evidence obtained, whether a material uncertainty exists related to events or conditions that may cast significant doubt on the company's ability to continue as a going concern. If we conclude that a material uncertainty exists, we are required to draw attention in our auditor's report to the related disclosures in the financial statements or, if such disclosures are inadequate, to modify our opinion. Our conclusions are based on the audit evidence obtained up to the date of our auditor's report. However, future events or conditions may cause the company to cease to continue as a going concern.
- Evaluate the overall presentation, structure and content of the financial statements, including the disclosures, and whether the financial statements represent the underlying transactions and events in a manner that achieves fair presentation.

We communicate with the directors regarding, among other matters, the planned scope and timing of the audit and significant audit findings, including any significant deficiencies in internal control that we identify during our audit.



Independent auditor's report - continued

To the Shareholders of IHI Magyarország Zrt.

Other matter - use of this report

Our report, including the opinion, has been prepared for and only for the Company's shareholders and for no other purpose. We do not, in giving this opinion, accept or assume responsibility for any other purpose or to any other person to whom this report is shown or into whose hands it may come save where expressly agreed by our prior written consent.

A handwritten signature in blue ink, appearing to read 'Lucienne Pace Ross', is written over a horizontal line.

Lucienne Pace Ross

Principal

For and on behalf of

PricewaterhouseCoopers

78, Mill Street

Zone 5, Central Business District

Qormi

Malta

29 April 2026


Statement of comprehensive income

		2025	2024
	Notes	€'000	€'000
Revenue	5	28,909	26,937
Direct costs		(14,034)	(12,750)
Gross profit		14,875	14,187
Marketing costs		(1,276)	(1,090)
Administrative expenses		(5,980)	(5,673)
Other operating expenses		(1,500)	(1,480)
Depreciation		(1,995)	(1,458)
Results from operating activities	6	4,124	4,486
Finance income		216	198
Finance costs		(1,035)	(1,151)
Net finance costs	8	(819)	(953)
Profit before tax		3,305	3,533
Tax expense	9	(433)	(37)
Profit for the year		2,872	3,496
Other comprehensive income			
<i>Items that will not be subsequently reclassified to profit or loss</i>			
Gross fair value movement arising on revaluation of hotel properties		-	(3,019)
Income tax relating to component of comprehensive income	19	-	272
Other comprehensive income for the year net of tax		-	(2,747)
Total comprehensive income for the year		-	749

Statement of financial position

	Notes	2025 €'000	2024 €'000
Assets			
Non-current			
Property, plant and equipment	10	111,426	112,599
		<u>111,426</u>	<u>112,599</u>
Current			
Inventories	11	1,266	1,041
Trade and other receivables	12	2,064	2,137
Cash and cash equivalents	13	1,719	1,677
		<u>5,049</u>	<u>4,855</u>
Total assets		<u>116,475</u>	<u>117,454</u>
Equity			
Called-up share capital	14.1	3,862	3,862
Capital reserve		6,106	6,106
Revaluation reserve	15	33,013	33,013
Retained earnings	16	21,151	18,279
Total equity		<u>64,132</u>	<u>61,260</u>
Liabilities			
Non-current			
Other financial liabilities	18	28,210	28,810
Deferred tax liabilities	19	5,542	5,373
Trade and other payables	20	1,385	7,167
		<u>35,137</u>	<u>41,350</u>
Current			
Other financial liabilities	18	2,047	1,393
Trade and other payables	20	14,405	12,885
Current taxation liability		754	566
		<u>17,206</u>	<u>14,844</u>
Total liabilities		<u>52,343</u>	<u>56,194</u>
Total equity and liabilities		<u>116,475</u>	<u>117,454</u>

The financial statements on pages 9 to 38 were authorised for issue by the board of directors on 29 April 2026 and signed on its behalf by:



Frank Xerri de Caro
Chairperson



Joseph Pisani
Director

Statement of changes in equity

	Share capital €'000	Capital reserve €'000	Revaluation reserve* €'000	Retained earnings €'000	Total €'000
Balance at 1 January 2024	3,862	6,106	35,760	14,783	60,511
Profit for the year	-	-	-	3,496	3,496
Other comprehensive income	-	-	(2,747)	-	(2,747)
Total comprehensive income	-	-	(2,747)	3,496	749
Balance at 31 December 2024	3,862	6,106	33,013	18,279	61,260
Balance at 1 January 2025	3,862	6,106	33,013	18,279	61,260
Profit for the year	-	-	-	2,872	2,872
Total comprehensive income	-	-	-	2,872	2,872
Balance at 31 December 2025	3,862	6,106	33,013	21,151	64,132

* Not available for distribution

Statement of cash flows

	Notes	2025 €'000	2024 €'000
Profit before tax		3,305	3,533
Adjustments	21	2,817	2,421
<i>Working capital changes:</i>			
Inventories		(225)	(23)
Trade and other receivables		70	(191)
Trade and other payables		(4,428)	1,422
Cash generated from operating activities		1,539	7,162
Tax paid		(75)	(112)
Net cash generated from operating activities		1,464	7,050
Investing activities			
Payments to acquire property, plant and equipment	10	(822)	(1,063)
Net loss on disposal of property, plant and equipment		-	90
Net cash used in investing activities		(822)	(973)
Financing activities			
Shareholder loan repayments*		(600)	(5,999)
Lease liability		-	(85)
Net cash used in financing activities		(600)	(6,084)
Net increase/(decrease) in cash and cash equivalents		42	(7)
Cash and cash equivalents at beginning of year		1,677	1,684
Cash and cash equivalents at end of year	13	1,719	1,677

* During the year, the Company repaid €600 thousand (2024: €5.99 million) in shareholder's loans.

Notes to the financial statements

1. Nature of operations

The Company's main business is connected with the ownership and operation of a hotel and adjacent apartments and spa in Budapest, Hungary.

2. General information

IHI Magyarország Zrt. (the 'Company'), is a limited liability company incorporated in Budapest, Hungary. The Company's registered address is Erzsébet krt. 43-49, 1073 Budapest, Hungary.

The financial statements of the Company have been prepared in accordance with International Financial Reporting Standards (IFRS) as adopted by the EU.

The financial statements are presented in thousands of Euro (€'000) which is also the functional currency of the Company.

3. Summary of material accounting policies

This note provides a list of the material accounting policies adopted in the preparation of these financial statements. These policies have been consistently applied to all the years presented, unless otherwise stated.

3.1 Basis of preparation

The financial statements of the Company have been prepared in accordance with the requirements of International Financial Reporting Standards (IFRS) as adopted by the European Union (EU).

The financial statements have been prepared on a historical cost basis, except for financial assets and financial liabilities classified at fair value through profit or loss (FVTPL), financial assets at fair value through other comprehensive income (FVOCI), the land and buildings class within property, plant and equipment and investment property – which are measured at fair value.

The preparation of financial statements in conformity with IFRSs as adopted by the EU requires the use of certain accounting estimates. It also requires the directors to exercise their judgement in the process of applying the Company's accounting policies (see Note 4 – Critical accounting estimates, judgements and errors).

As at 31 December 2025, the Company reported a profit of €2.87 million (2024: €3.50 million) and its current liabilities exceeded its current assets by €12.16 million (2024: €9.99 million). These accounts have been prepared on a going concern basis, which assumes that the Company will continue operational existence for the foreseeable future. The validity of this assumption depends on the continued support given by the immediate parent company, International Hotel Investments p.l.c. and its shareholders. The directors have obtained assurances that the ultimate parent company will not call for payment of the amounts due before third party balances are settled and will continue to support financially the Company to enable it to meet its liabilities as and when they fall due.

3. Summary of material accounting policies - continued

3.2 Standards, interpretations and amendments to published standards effective in 2025

In 2025, the company adopted amendments to existing standards that are mandatory for the Group and Company's accounting period beginning on 1 January 2025. The adoption of these revisions to the requirements of IFRSs as adopted by the EU did not result in changes to the company's accounting policies impacting the financial performance and position.

3.3 Standards, interpretations and amendments to published standards that are not yet effective

Certain new standards, amendments and interpretations to existing standards have been published by the date of authorisation for issue of these financial statements but are not yet effective for the Company's current accounting period. The Company has not early adopted these revisions to the requirements of IFRSs as adopted by the EU, and the Directors are of the opinion that there are no requirements which will have a material impact on the Company's financial statements in the period of initial application, other than what is described below.

IFRS 18 'Presentation and Disclosure in Financial Statements' (effective for annual periods beginning on or after 1 January 2027)

IFRS 18 (issued on 9 April 2024) was endorsed for use in the European Union on 16 February 2026 and is set to replace IAS 1 Presentation of Financial Statements, introducing new requirements that will help to achieve comparability of the financial performance of similar entities and provide more relevant information and transparency to users. Even though IFRS 18 will not impact the recognition or measurement of items in the financial statements, its impacts on presentation and disclosure are expected to be pervasive, particularly those related to the statement of financial performance. IFRS 18 will also require the disclosure of management-defined performance measures within the financial statements.

Management is currently assessing the implications of applying IFRS 18 on the Group and Company's financial statements.

IFRS 19 'Subsidiaries without Public Accountability: Disclosures' (effective for annual periods beginning on or after 1 January 2027)

IFRS 19 (issued on 9 May 2024), which is yet to be endorsed for use in the EU, will allow eligible entities to voluntarily elect to apply reduced disclosure requirements while still applying the recognition, measurement and presentation requirements in other IFRS accounting standards. To be eligible, at the end of the reporting period, an entity must be a subsidiary, as defined in IFRS 10, that does not have public accountability and must have a parent (ultimate or intermediate) that prepares consolidated financial statements available for public use that comply with IFRS accounting standards.

The new standard will be applicable from its mandatory effective date of 1 January 2027, subject to endorsement for use in the EU, with retrospective application.

3. Summary of material accounting policies - continued

3.4 Overall considerations

Going concern

In 2025, the Group recorded an improved operating result before depreciation and fair value adjustments of €61.9 million, after one-off preopening costs of €2.2 million compared to €62.4 million the previous year. The Group is projecting that consolidated revenue levels will continue to improve during 2026 and beyond, as the hotels that opened recently together with the new openings in 2026, come into play.

The Group's liquidity situation is being kept under constant review, particularly in view of increased interest costs and certain projects and commitments that the Group is currently engaged in.

At 31 December 2025, the Group had access to €133.2 million, comprising €33.3 million of undrawn committed facilities, €7.4 million of unutilised bank overdrafts and €92.5 million of cash balances. This liquidity position enables the Group to sustain its operations as well as meet its capital commitments. Overall, the Group's balance sheet position remains robust.

Accordingly, the Directors and senior management consider the going concern assumption in the preparation of the Group's financial statements as appropriate as at the date of authorisation for issue of the 2025 financial statements. In their view, as at that date, there were no material uncertainties that may cast significant doubt on the Group's ability to continue operating as a going concern.

The board of directors and senior management remain vigilant on developments and will take appropriate measures as and when necessary to ensure the continued viability of the Group.

3.5 Foreign currency translation

Foreign currency transactions are translated into the functional currency of the Company using the exchange rates prevailing at the dates of the transactions (spot exchange rate). Foreign exchange gains and losses resulting from the settlement of such transactions and from the remeasurement of monetary items at year-end exchange rates are recognised in income statement.

Non-monetary items measured at historical cost are translated using the exchange rates at the date of the transaction (not retranslated). Non-monetary items measured at fair value are translated using the exchange rates at the date when the fair value was determined.

3.6 Revenue

Revenue includes revenue from accommodation, food and beverage services, and other ancillary services. The substantial majority of services are provided to customers during their stay at the hotel, and, depending on the type of booking, some services would generally be amalgamated into one 'contract' (for example, bed and breakfast).

Each of the services rendered is assessed to be a distinct performance obligation, and if applicable, the Company allocates the transaction price to each of the services rendered to the customer on a relative basis, based on their stand-alone selling price. Revenue from such operations is recognised over time since the customer benefits as the Company is performing; the majority of revenue relates to accommodation (i.e. the amount allocated to such performance obligation is recognised over the customer's stay at hotel).

3. Summary of material accounting policies - continued

3.7 Leases

The Company's lease accounting policy where the Company is the lessee is disclosed in Note 10.6.

3.8 Operating expenses

Operating expenses are recognised in profit or loss upon utilisation of the service or at the date of their origin.

3.9 Property, plant and equipment

All property, plant and equipment is initially recorded at historical cost. Land and buildings are subsequently shown at fair value, based on periodic valuations by professional valuers, less subsequent depreciation for buildings. Valuations are carried out on a regular basis such that the carrying amount of property does not differ materially from that which would be determined using fair values at the end of the reporting period. Any accumulated depreciation at the date of revaluation is eliminated against the gross carrying amount of the asset, and the net amount is restated to the revalued amount of the asset. All other property, plant and equipment is subsequently stated at historical cost less depreciation and impairment losses. Historical cost includes expenditure that is directly attributable to the acquisition of the items. Borrowing costs which are incurred for the purpose of acquiring or constructing a qualifying asset are capitalised as part of its cost. Borrowing costs are capitalised while acquisition or construction is actively underway. Capitalisation of borrowing costs is ceased once the asset is substantially complete and is suspended if the development of the asset is suspended.

Subsequent costs are included in the asset's carrying amount or recognised as a separate asset, as appropriate, only when it is probable that future economic benefits associated with the item will flow to the Company and the cost of the item can be measured reliably. All other repairs and maintenance are charged to profit or loss during the financial period in which they are incurred.

Increases in the carrying amount arising on revaluation of land and buildings are credited to other comprehensive income and shown as a revaluation reserve in shareholders' equity. However, the increase shall be recognised in profit or loss to the extent that it reverses a revaluation decrease of the same asset previously recognised in profit or loss. Decreases that offset previous increases of the same asset are charged in other comprehensive income and debited against the revaluation reserve; all other decreases are charged to profit or loss. Each year the difference between depreciation based on the revalued carrying amount of the asset (the depreciation charged to profit or loss) and depreciation based on the asset's original cost, net of any related deferred income taxes, is transferred from the revaluation reserve to retained earnings.

Depreciation is calculated using the straight-line method to allocate the cost or revalued amounts of the assets to their residual values over their estimated useful lives, as follows:

	Years
Freehold buildings	50
Plant and equipment	2-15
Furniture, fixture and fittings	3-10

Freehold land is not depreciated as it is deemed to have an indefinite life. Assets in the course of construction are not depreciated.

3. Summary of material accounting policies - continued

3.9 Property, plant and equipment - continued

The assets' residual values and useful lives are reviewed, and adjusted if appropriate, at the end of each reporting period.

Property, plant and equipment is reviewed for impairment whenever events or changes in circumstances indicate that the carrying amount may not be recoverable (refer to Note 3.10). An asset's carrying amount is written down immediately to its recoverable amount if the asset's carrying amount is greater than its estimated recoverable amount. An impairment loss is recognised for the amount by which the asset's carrying amount exceeds its recoverable amount. Property, plant and equipment that suffered an impairment is reviewed for possible reversal of the impairment at the end of each reporting period.

Gains and losses on disposals of property, plant and equipment are determined by comparing proceeds with carrying amount and are recognised in profit or loss. When revalued assets are disposed of, the amounts included in the revaluation reserve relating to the assets are transferred to retained earnings.

3.10 Impairment testing of property, plant and equipment

For the purposes of assessing impairment, assets are grouped at the lowest levels for which there are largely independent cash inflows (cash-generating units). As a result, some assets are tested individually for impairment and some are tested at cash-generating unit level.

Cash-generating units to which goodwill has been allocated are tested for impairment at least annually. All other individual assets or cash-generating units are tested for impairment whenever events or changes in circumstances indicate that the carrying amount may not be recoverable.

An impairment loss is recognised for the amount by which the asset's or cash-generating unit's carrying amount exceeds its recoverable amount. Cash flows and discount factors are determined individually for each cash-generating unit and reflect their respective risk profiles.

Impairment losses for cash-generating units reduce first the carrying amount of any goodwill allocated to that cash-generating unit. Any remaining impairment loss is charged pro-rata to the other assets in the cash-generating unit. With the exception of goodwill, all assets are subsequently reassessed for indications that an impairment loss previously recognised may no longer exist. An impairment charge is reversed if the cash-generating unit's recoverable amount exceeds its carrying amount.

3. Summary of material accounting policies - continued

3.11 Financial Instruments

Financial assets and financial liabilities are recognised when the Company becomes a party to the contractual provisions of the financial instrument.

Financial assets are derecognised when the contractual rights to the cash flows from the financial asset expire, or when the financial asset and all substantial risks and rewards are transferred.

A financial liability is derecognised when it is extinguished, discharged, cancelled or expires. Financial assets and financial liabilities are measured initially at fair value plus transactions costs.

Trade and other receivables

Trade receivables are recognised initially at fair value and subsequently measured at amortised cost using the effective interest method, less loss allowance. Trade receivables are amounts due from customers for goods sold or services performed in the ordinary course of business. Trade receivables are recognised initially at the amount of consideration that is unconditional unless they contain significant financing components, when they are recognised at fair value. The Company holds the trade receivables with the objective to collect the contractual cash flows and therefore measures them subsequently at amortised cost using the effective interest method.

Cash and cash equivalents

Cash and cash equivalents are carried in the statement of financial position at face value. In the statement of cash flows, cash and cash equivalents includes cash in hand and deposits held at call with banks.

Financial liabilities

The Company recognises a financial liability in its statement of financial position when it becomes a party to the contractual provisions of the instrument. The Company's financial liabilities, other than derivative financial instruments, are classified as financial liabilities which are not at fair value through profit or loss (classified as 'Other liabilities') under IFRS 9. Financial liabilities not at fair value through profit or loss are recognised initially at fair value, being the fair value of consideration received, net of transaction costs that are directly attributable to the acquisition or the issue of the financial liability. These liabilities are subsequently measured at amortised cost. Financial liabilities at fair value through profit or loss would be initially recognised at fair value through profit or loss with transaction costs in profit or loss and would be subsequently measured at fair value. The Company derecognises a financial liability from its statement of financial position when the obligation specified in the contract or arrangement is discharged, is cancelled or expires.

3. Summary of material accounting policies - continued

3.12 Inventories

Inventories are stated at the lower of cost and net realisable value. Costs are assigned to individual items of inventory on the basis of weighted average costs. The cost of inventories comprises the invoice value of goods and, in general, includes transport and handling costs. Costs of purchased inventory are determined after deducting rebates and discounts. Net realisable value is the estimated selling price in the ordinary course of business less and the estimated costs necessary to make the sale.

3.13 Income taxes

The income tax expense or credit for the period is the tax payable on the current period's taxable income based on the applicable income tax rate adjusted by changes in deferred tax assets and liabilities attributable to temporary differences and to unused tax losses.

The current income tax charge is calculated on the basis of the tax laws enacted or substantively enacted at the end of the reporting period. Management periodically evaluates positions taken in tax returns with respect to situations in which applicable tax regulation is subject to interpretation. It establishes provisions where appropriate on the basis of amounts expected to be paid to the tax authorities.

Deferred income tax is provided in full, using the liability method, on temporary differences arising between the tax bases of assets and liabilities and their carrying amounts in the consolidated financial statements. However, deferred tax liabilities are not recognised if they arise from the initial recognition of goodwill. Deferred income tax is also not accounted for if it arises from initial recognition of an asset or liability in a transaction other than a business combination that at the time of the transaction affects neither accounting nor taxable profit or loss. Deferred income tax is determined using tax rates (and laws) that have been enacted or substantially enacted by the end of the reporting period and are expected to apply when the related deferred income tax asset is realised or the deferred income tax liability is settled.

The deferred tax liability in relation to investment property that is measured at fair value is determined assuming the property will be recovered entirely through sale.

Deferred tax liabilities and assets are not recognised for temporary differences between the carrying amount and tax bases of investments in foreign operations where the company is able to control the timing of the reversal of the temporary differences and it is probable that the differences will not reverse in the foreseeable future.

Deferred tax assets and liabilities are offset when there is a legally enforceable right to offset current tax assets and liabilities and when the deferred tax balances relate to the same taxation authority. Current tax assets and tax liabilities are offset where the entity has a legally enforceable right to offset and intends either to settle on a net basis, or to realise the asset and settle the liability simultaneously.

Current and deferred tax is recognised in profit or loss, except to the extent that it relates to items recognised in other comprehensive income or directly in equity. In this case, the tax is also recognised in other comprehensive income or directly in equity, respectively.

Deferred tax assets are recognised only if it is probable that future taxable amounts will be available to utilise those temporary differences and losses.

3. Summary of material accounting policies - continued

3.14 Equity and reserves

Share capital represents the nominal value of shares that have been issued.

When share capital recognised as equity is purchased, the amount of the consideration paid, which includes directly attributable costs, is net of any tax effects, and is recognised as a deduction from equity. Repurchased shares are classified as treasury shares and are presented as a deduction from total equity. When treasury shares are sold or reissued subsequently, the amount received is recognised as an increase in equity, and the resulting surplus or deficit on the transaction is transferred to/from retained earnings.

The revaluation reserve within equity comprises gains and losses due to the revaluation of property, plant and equipment. Retained earnings include all current and prior period losses and retained profits.

3.15 Provisions, contingent liabilities and contingent assets

Provisions for legal claims and other obligations are recognised when the Company has a present legal or constructive obligation as a result of past events, it is probable that an outflow of resources will be required to settle the obligation and the amount can be reliably estimated. Provisions are not recognised for future operating losses.

Provisions are measured at the present value of management's best estimate of the expenditure required to settle the present obligation at the end of the reporting period. The discount rate used to determine the present value is a pre-tax rate that reflects current market assessments of the time value of money and the risks specific to the liability. The increase in the provision due to the passage of time is recognised as interest expense.

Contingent liabilities are possible obligations that arise from past events whose existence will be confirmed only by occurrence, or non-occurrence, of one or more uncertain future event not wholly within the control of the Company, or are present obligations that have arisen from past events but are not recognised because it is not probable that settlement will require the outflow of economic benefits, or because the amount of the obligations cannot be reliably measured. Contingent liabilities are not recognised in the financial statements but are disclosed unless the probability of settlement is remote.

4. Critical accounting estimates and judgements

Management makes estimates and assumptions concerning the future. The resulting accounting estimates will, by definition, seldom equal actual results. The estimates, assumptions and management judgements that have a significant risk of causing a material adjustment to the carrying amounts of assets and liabilities within the next financial year.

The fair value of property, plant and equipment is determined by using valuation techniques. Further details of the judgements and assumption made are disclosed in Note 10.

This Note highlights information about the fair value estimation of land and buildings, together with a sensitivity analysis of the effects of shifts in unobservable inputs used in determining these fair values.

In the opinion of the directors, the accounting estimates and judgements made in the course of preparing these financial statements are, with the exception of the fair valuation of property, not difficult, subjective or complex to a degree which would warrant their description as critical in terms of the requirements of IAS 1.

5. Revenue

	2025	2024
	€'000	€'000
Accommodation	19,948	18,687
Food and beverages	7,244	6,594
Other hotel revenue	1,717	1,656
	28,909	26,937

6. Results from operating activities

Results from operating activities are after the following charges:

	2025	2024
	€'000	€'000
Operating lease costs	-	2
Depreciation of property, plant and equipment (Note 10)	1,995	1,370
Depreciation – Right of Use (Note 10.6)	-	77

Fees charged by the company auditor for services rendered during the financial year ended 31 December 2025 and 2024 relating to the annual statutory audit amounted to €40 thousand (2024: €40 thousand). Fees charged relating to other non-audit services was nil (2024: €nil).

7. Personnel expenses

	2025	2024
	€'000	€'000
Wages and salaries	5,770	4,557
Casual workforce	2,598	2,209
Other payroll related expenses	742	1,077
	9,110	7,843

7.1 Average number of employees

	2025	2024
Management and administrative	48	60
Operating	137	121
	185	181

8. Finance income and finance costs

	2025	2024
	€'000	€'000
Interest income on:		
Unrealised exchange difference	78	-
Realised exchange difference	-	60
Other income from Parent*	138	138
Finance income	216	198

8. Finance income and finance costs - continued

	2025 €'000	2024 €'000
Interest expense on:		
Interest on group balances	(1,035)	(1,102)
Other charges	-	(6)
Exchange Loss	-	(43)
Finance costs	(1,035)	(1,151)
Net finance costs	(819)	(953)

* The hotel building was pledged as collateral against a bond issued by the parent company amounting to €55 million. Interest receivable in relation to the collateral provided was invoiced for at 0.25% or €137,500.

9. Tax expense

	2025 €'000	2024 €'000
Income Tax	(264)	(7)
Deferred taxation (Note 19)	(169)	(30)
Tax Expense	(433)	(37)

In 2025 and 2024, the corporate income tax rate in Hungary was 9% for taxable profit.

Refer to Note 19 for information on the entity's deferred tax assets and liabilities.

	2025 €'000	2024 €'000
Profit before tax	3,305	3,533
Income tax using the Company's domestic tax rate	(298)	(318)
Effect of non-deductible expenses	(131)	(81)
Effect of other non-temporary differences	(4)	459
Tax benefit of unrelieved losses not recognised	-	(97)
Tax expense	(433)	(37)

10. Property, plant and equipment

	Land and buildings €'000	Plant and equipment €'000	Furniture, fixtures and fittings €'000	Assets in the course of construction €'000	Total €'000
Cost/revalued amount					
Balance at 1 January 2024	137,836	10,319	5,571	2,647	156,373
Additions	-	-	-	1,063	1,063
Reallocations	2,125	348	1,149	(3,622)	-
Disposals	-	(398)	(23)	-	(421)
Balance at 31 December 2024	139,961	10,269	6,697	88	157,015
Balance at 1 January 2025	139,961	10,269	6,697	88	157,015
Additions	-	-	-	822	822
Reallocations	38	99	318	(455)	-
Balance at 31 December 2025	139,999	10,368	7,015	455	157,837
Depreciation and impairment losses					
Balance at 1 January 2024	25,576	9,769	5,003	-	40,348
Depreciation for the year	1,201	140	29	-	1,370
Impairment charge	3,019	-	-	-	3,019
Disposals	-	(304)	(17)	-	(321)
Balance at 31 December 2024	29,796	9,605	5,015	-	44,416
Balance at 1 January 2025	29,796	9,605	5,015	-	44,416
Depreciation for the year	1,427	223	345	-	1,995
Balance at 31 December 2025	31,223	9,828	5,360	-	46,411
Carrying amounts					
At 1 January 2024	112,260	550	568	2,647	116,025
At 31 December 2024	110,165	664	1,682	88	112,599
At 31 December 2025	108,776	540	1,655	455	111,426

10. Property, plant and equipment - continued

10.1 Fair valuation of property

The disclosure below, including the sensitivities to shifts in unobservable fair value inputs, reflects the events and circumstances existent as at 31 December 2025, and do not take into account the events after reporting period.

In 2025, the directors appointed independent professionally qualified property valuers having appropriate recognised professional qualifications and the necessary experience. In 2025, the company has not recognised any valuation movement (2024: negative valuation movement €3.0 million).

The Company is required to analyse non-financial assets carried at fair value by level of the fair value hierarchy within which, the recurring fair value measurements are categorised in their entirety (Level 1, 2 or 3). The different levels of the fair value hierarchy have been defined as fair value measurements using:

- Quoted prices (unadjusted) in active markets for identical assets (Level 1);
- Inputs other than quoted prices included within Level 1 that are observable for the asset, either directly (that is, as prices) or indirectly (that is, derived from prices) (Level 2);
- Inputs for the asset that are not based on observable market data (that is, unobservable inputs) (Level 3).

The Company's land and buildings, within property, plant and equipment, consists principally of hotel property that is owned and managed by companies forming part of the Corinthia Group.

The Company's policy is to recognise transfers into and out of fair value hierarchy levels as of the beginning of the reporting period. There were no transfers between different levels of the fair value hierarchy during the current and preceding financial years.

Valuation processes

Where management, through its assessment, concludes that the fair value of property differs materially from its carrying amount, an independent valuation report prepared by third party qualified valuers, is performed. This report is based on both:

- information provided by the Company which is derived from the Company's financial systems and is subject to the Company's overall control environment; and
- assumptions and valuation models used by the valuers, with assumptions being typically market related and based on professional judgement and market observation.

The information provided to the valuers, together with the assumptions and the valuation models used by the valuers, are reviewed by designated officers within the Company. This includes a review of fair value movements over the period.

Income capitalisation or discounted cash flow ("DCF") approach considers the free cash flows arising from the projected income streams expected to be derived from the operation of the property, discounted to present value using an estimate of the weighted average cost of capital that would be available to finance such an operation. The significant unobservable inputs utilised with this technique include:

10. Property, plant and equipment - continued

10.1 Fair valuation of property - continued

Operating results before depreciation and fair value gains/(losses)	based on projected income streams less operating expenditure necessary to operate the property, but prior to depreciation and financing charges;
Growth rate	based on management's estimated average growth of operating results before depreciation and fair value gains/(losses) levels, mainly determined by projected growth in income streams;
Discount rate	reflecting the current market assessment of the uncertainty in the amount and timing of projected cash flows. The discount rate reflects the estimated weighted average cost of capital that would be available for financing such an operation. The discount rate is based on an assumed debt to equity ratio; estimation of cost of equity is based on risk free interest rates adjusted for country risk and equity risk premium adjusted for entity-specific risk factor. Estimation of cost of debt is based on risk free interest rates adjusted for country risk and assumed credit spread.
Capitalisation rate	mainly a function of the WACC rate and taking into consideration the assumed stabilised growth rate for the remaining life of the asset

The table below include information about fair value measurements of the hotel property (classified within property, plant and equipment) using significant unobservable inputs (Level 3). Following an independent valuation this year, the fair value of the hotel property has not recorded a fair value movement, while in the year 2024, the fair value decrease of €3.0 million was recorded.

10. Property, plant and equipment - continued

10.1 Fair valuation of property - continued

Information about fair value measurements using significant unobservable inputs (Level 3) as at 31 December 2025 and 2024

Description by class based on highest and best use	Fair value at		Significant unobservable inputs							
	31 Dec 2025	31 Dec 2024	Evolution of operating results before depreciation and fair value gains/(losses) over initial projected five-year period		Pre-tax rate (WACC)		Growth rate		Capitalisation rate	
	€'000	€'000	2025	2024	2025	2024	2025	2024	2025	2024
					%	%	%	%	%	%
Current use as hotel property (classified as property, plant and equipment)										
Income capitalisation approach (DCF)										
Corinthia Hotel Budapest	111,426	112,599	FY26- FY30	FY25- FY29	9.83	9.48	3	2	6.83	7.48
			€4.8m - €10.4m	€6.3m - €8.9m						

In relation to the DCF approach, an increase in the projected level of operating results before depreciation and fair value and growth rate would result in an increased fair value of the property, whereas a higher discount rate would give rise to a lower fair value.

A shift in discount rate of +/- 1% in 2025 (2024: +/- 1%) and in operating results before depreciation and fair value by 5% for 2025 (2024: 5%) would result in a shift in property valuation of - €17 million and + € 22.9 million and +/- €5.6 million respectively (2024: -€13.1 million and + € 17.1 million and +/- €5.6 million).

10. Property, plant and equipment - continued

10.2 Adjustments to carrying amount of property

Net revaluation surplus recognised in other comprehensive income (within revaluation reserve), gross of deferred tax:

	€'000
At 1 January 2024	41,596
Revaluation of hotel property carried out at year end, gross of deferred tax	<u>(3,019)</u>
As at 31 December 2024 and 1 January 2025	38,577
Revaluation of hotel property carried out at year end, gross of deferred tax	-
At 31 December 2025	<u>38,577</u>

10.3 Carrying amount of hotel property

Following adjustments to the hotel property carrying amount as referred to above at each reporting period, the carrying amount of the hotel property is €111.4 million (2024: €112.6 million).

10.4 Historic cost of hotel property

The carrying amounts of the land and buildings that would have been included in these financial statements had these assets been carried at cost less accumulated depreciation thereon would be €91.2 million (2024: €92.6 million).

10.5 Use as collateral

The hotel property is pledged as collateral against a bond issued by the parent company.

10.6 Leases

This Note provides information for leases where the Company is a lessee.

i. Amounts recognised in the statement of profit or loss

The statement of profit or loss shows the following amounts relating to leases:

	31 December 2025 €'000	31 December 2024 €'000
Depreciation charge of right-of-use assets		
Plant & equipment	<u>-</u>	<u>88</u>
	<u>-</u>	<u>88</u>

10. Property, plant and equipment - continued

10.6 Leases - continued

ii. The Company's leasing activities and how these are accounted for

The Company leases equipment, and motor vehicles. Contracts are made for periods up to 6 years and may include extension options as described further below.

Lease terms are negotiated on an individual basis and contain a wide range of different terms and conditions. The lease agreements do not impose any covenants other than the security interests in the leased assets that are held by the lessor. Leased assets may not be used as security for borrowing purposes.

Until 2018, leases of property, plant and equipment were classified as either finance leases or operating leases. From 1 January 2019, leases are recognised as a right-of-use asset and a corresponding liability at the date at which the leased asset is available for use by the Company.

Assets and liabilities arising from a lease are initially measured on a present value basis. Lease liabilities include the net present value of the following lease payments:

- fixed payments (including in-substance fixed payments), less any lease incentives receivable;
- variable lease payment that are based on an index or a rate, initially measured using the index or rate as at the commencement date;
- amounts expected to be payable by the Company under residual value guarantees; and
- the exercise price of a purchase option if the Company is reasonably certain to exercise that option.

Lease payments to be made under reasonably certain extension options are also included in the measurement of the liability.

The lease payments are discounted using the interest rate implicit in the lease. If that rate cannot be readily determined, which is generally the case for leases in the Company, the incremental borrowing rate is used, being the rate that the individual lessee would have to pay to borrow the funds necessary to obtain an asset of similar value to the right-of-use asset in a similar economic environment with similar terms, security and conditions.

To determine the incremental borrowing rate, the Company uses recent third-party financing received by the individual lessee as a starting point, adjusted to reflect changes in financing conditions since third party financing was received, and for other items specific to the leased asset.

10. Property, plant and equipment - continued

10.6 Leases - continued

The Company is exposed to potential future increases in variable lease payments based on an index or rate, which are not included in the lease liability until they take effect. When adjustments to lease payments based on an index or rate take effect, the lease liability is reassessed and adjusted against the right-of-use asset.

Lease payments are allocated between principal and finance cost. The finance cost is charged to profit or loss over the lease period so as to produce a constant periodic rate of interest on the remaining balance of the liability for each period.

Right-of-use assets are measured at cost comprising the amount of the initial measurement of lease liability. Right-of-use assets are generally depreciated over the shorter of the asset's useful life and the lease term on a straight-line basis. If the Company is reasonably certain to exercise a purchase option, the right-of-use asset is depreciated over the underlying asset's useful life. While the Company revalues its land and buildings that are presented within property, plant and equipment, it has chosen not to do so for the right-of-use buildings held by the Company.

11. Inventories

	2025	2024
	€'000	€'000
Food and beverages	247	215
Cleaning materials and consumables	140	36
Stationery and promotional material	71	155
Utensils, crockery, cutlery, chinaware and linen	808	635
	1,266	1,041

12. Trade and other receivables

	2025	2024
	€'000	€'000
Trade receivables	1,004	1,256
Amounts owed by:		
Ultimate parent Company	3	1
Group company	280	171
Other related company	-	1
Other debtors	313	300
Financial assets	1,600	1,729
Advance payments in respect of capital creditors	292	363
Prepayments and accrued income	172	45
Total receivables - current	2,064	2,137

12. Trade and other receivables - continued

The movement in the allowance for impairment in respect of trade receivables during the year was as follows:

	2025 €'000	2024 €'000
Opening loss allowance as at 1 January	73	84
Receivables written off during the year as uncollectible	7	3
Impairment losses reversals	(71)	(14)
Balance at 31 December	9	73

The impairment loss in 2025 relates to specific provision for doubtful debtors that have been overdue for more than one year. Such balances were unsecured.

The provision accounts in respect of trade receivables are used to record impairment losses unless the Company deems that no recovery of the amount owing is possible; at that point, the amounts are considered irrecoverable and are written off against the financial asset directly. The Company's impairment model for trade receivables is disclosed in Note 25.1.

The carrying amount of trade and other receivables is considered to be a reasonable approximation of fair value.

13. Cash and cash equivalents

Cash and cash equivalents include the following components:

	2025 €'000	2024 €'000
Bank balances	1,663	1,600
Cash in hand	56	77
Cash and cash equivalents in the statement of cash flows	1,719	1,677

14. Share capital

14.1 Authorised, issued share capital and fully paid

	Ordinary shares of €1 each	
	2025 €'000	2024 €'000
On issue at 1 January (100,000 ordinary shares)	3,862	3,862
On issue at 31 December (100,000 ordinary shares)	3,862	3,862

14.2 Shareholders rights

Shareholders are entitled to vote at shareholders' meetings of the Company on the basis of one vote for each share held. They are entitled to receive dividends as declared from time to time. The shares in issue shall, at all times, rank *pari passu* with respect to any distribution whether of dividends or capital, in a winding up or otherwise.

15. Revaluation reserve

In 2025, no impairment, (2024: €3.0 million) was accounted for in the statement of comprehensive income.

16. Retained earnings

The profit of €2.872 million has been transferred to retained earnings as set out in the statement of changes in equity for the year ended 31 December 2025 (2024: €3.5 million).

17. Capital management policies and procedures

The board's policy is to maintain a strong capital base so as to maintain investor, creditor and market confidence and to sustain future development of the business. The board of directors monitors the return on capital, which the Company defines as the profit for the year divided by total equity.

The board seeks to maintain a balance between the higher returns that might be possible with higher levels of borrowings and the advantages and security afforded by a sound capital position. The Company seeks to maximise the return on shareholders' equity and to reduce the incidence of interest expense.

There were no changes in the Company's approach to capital management during the year. The Company is not subject to externally imposed capital requirements.

18. Other financial liabilities

	2025 €'000	2024 €'000
Amounts owed to:		
Immediate parent company (IHI p.l.c.)	28,210	28,810
Group company	2,047	1,393
	<u>30,257</u>	<u>30,203</u>
Non-current liabilities		
Amounts owed to:		
Immediate parent company	28,210	28,810
	<u>28,210</u>	<u>28,810</u>
Current liabilities		
Amounts owed to:		
Group company	2,047	1,393
	<u>2,047</u>	<u>1,393</u>

The terms of the amounts owed to the related parties for the years ended 31 December 2025 is as follows:

	€'000	Interest	Terms Repayable by	Security
IHI p.l.c.	25,868	4% (2024: 4%)	2028	None
IHI p.l.c.	2,342	0% (2024: 0%)	Non-current	None
Group company	2,047	6M Euribor + 1% (2024: 6M Euribor + 1%)	Current	None
	<u>30,257</u>			

19. Deferred tax assets and liabilities

	2025 €'000	2024 €'000
Excess of tax base over carrying amount of tangible fixed assets	(994)	(1,222)
Tax effect on revaluation of land and buildings	(4,942)	(4,942)
Provision for exchange differences	83	83
Unrelieved tax losses	311	708
	<u>(5,542)</u>	<u>(5,373)</u>
The movement in the deferred tax can be analysed as follows:		
Recognised in other comprehensive income	-	272
Recognised in profit or loss	(169)	(30)
	<u>(169)</u>	<u>242</u>

20. Trade and other payables

	2025 €'000	2024 €'000
Non-current		
Immediate parent company	1,385	7,167
Total payables non - current	<u>1,385</u>	<u>7,167</u>
Current		
Trade payables	381	341
Immediate parent company	9,330	7,963
Other creditors	989	950
Accruals	2,371	2,637
Financial liabilities	<u>13,071</u>	<u>11,891</u>
Advance payments	1,334	994
Total payables - current	<u>14,405</u>	<u>12,885</u>

The carrying amount of trade and other payables is considered a reasonable approximation of fair value in view of the short-term nature of these instruments.

21. Cash flow adjustments

	2025 €'000	2024 €'000
Adjustments:		
Depreciation	1,995	1,458
Finance cost-net	819	953
Bad debts	3	10
	<u>2,817</u>	<u>2,421</u>

22 Reconciliation of financial liabilities

	Liabilities from financing activities	
	Other financial liabilities	Other financial liabilities
	2025	2024
	€'000	€'000
As at 1 Jan		
- Principal	(28,810)	(34,809)
- Net	(28,810)	(34,809)
Cash flows	600	5,999
As at 31 December	(28,210)	(28,810)
Comprising:		
- Principal	(28,210)	(28,810)
As at 31 December	(28,210)	(28,810)

23. Commitments

	2025	2024
	€'000	€'000
Capital expenditure		
Contracted for	-	-
Authorised and not yet contracted	21,763	969
	21,763	969

24. Related parties

The Company's related parties include its associates, key management, fellow subsidiaries and shareholders of ultimate parent company. None of the transactions incorporates special terms and conditions and no guarantees were given or received. Transactions with related companies are generally effected on a cost plus basis or on the basis of pre agreed arrangements. Outstanding balances are usually settled by bank payment. Amounts owed by/to related parties are shown separately in Notes 12, 18, and 20.

	2025	2024
	€'000	€'000
Revenue		
Revenue with immediate parent company	1	-
Other related parties	119	129
	120	129
Expenses		
Marketing costs	402	374
Charged by Corinthia Hotels Limited (CHL)	299	280
	701	654
Administrative expenses		
Management fee charged by Parent company	287	274
Management & incentive fee charged by CHL	1,314	1,244
	1,601	1,518

24. Related parties - continued

Financing expense

Interest expense – Parent company	1,035	1,102
Interest income – Parent company	(138)	(138)
	897	964

24.1 Transactions with key management personnel

In addition to the remuneration paid to the directors, in the course of its operations, the Company has a number of arrangements in place with its officers, executives and other related parties whereby concessions are made available for hospitality services rendered to them according to accepted industry norms.

25. Risk management objectives and policies

The Company is exposed to various risks through its use of financial instruments. The main types of risks are market risk, credit risk and liquidity risk, which result from both its operating and investing activities. The Company's risk management is coordinated at its head office, in close co-operation with the board of directors and the audit committee and focuses on actively securing the Company's short to medium term cash flows by minimising the exposure to financial markets. Long term financial investments are managed to generate lasting returns.

The board of directors has overall responsibility for the establishment and oversight of the Company's risk management framework.

The Company's risk management policies are established to identify and analyse the risks faced by the Company, to set appropriate risk limits and controls, and to monitor risks and adherence to limits. Risk management policies and systems are reviewed regularly to reflect changes in market conditions and the Company's activities. The Company, through its training and management standards and procedures, aims to develop a disciplined and constructive control environment in which all employees understand their roles and obligations.

The audit committee oversees how management monitors compliance with the Company's risk management policies and procedures and reviews the adequacy of the risk management framework in relation to the risks faced by the Company. The audit committee is assisted in its oversight role by internal audit. Internal audit undertakes both regular and ad hoc reviews of risk management controls and procedures, the results of which are reported to the audit committee.

The most significant financial risks to which the Company is exposed to are described below. See also Note 25.4 for a summary of the Company's financial assets and liabilities by category.

25.1 Credit risk

Credit risk is the risk of financial loss to the Company if a customer or counterparty to a financial instrument fails to meet its contractual obligations, and arises principally from the Company's receivables from related parties and customers. The Company's exposure to credit risk is limited to the carrying amount of financial assets recognised at the balance sheet date, as summarised below:

	2025	2024
	€'000	€'000
<i>Classes of financial assets – carrying amounts</i>		
Trade and other receivables	1,600	1,729
Bank balances	1,663	1,600
	3,263	3,329

25. Risk management objectives and policies - continued

25.1 Credit risk - continued

The maximum exposure to credit risk at the end of the reporting period in respect of financial assets mentioned above is equivalent to their carrying amount as disclosed in the respective Notes to the financial statements.

The Company does not hold any significant collateral in this respect.

The Company has, over the years, conducted business with various corporates, tour operators and individuals located in different jurisdictions and, due to the spread of the Company's debtor base, there is no concentration of credit risk.

The Company has a credit policy in place under which new customers are analysed individually for creditworthiness before the Company's standard payment and delivery terms and conditions are offered. The Company's review includes external ratings, where available, and in some cases bank references. Customers that fail to meet the Company's benchmark creditworthiness may only transact with the Company only on a cash basis.

In monitoring customer credit risk, customers are individually assessed. Customers that are graded as "high risk" are placed on a restricted customer list, and future sales are only made on a prepayment basis.

The Company does not ask for any collateral in respect of trade and other receivables. The Company establishes an allowance for doubtful recoveries that represents its estimate of losses in respect of trade and other receivables. See Note 12 for further information on impairment of financial assets that are past due.

Impairment of financial assets

The Company has three types of financial assets that are subject to the expected credit loss model:

- trade receivables and contract assets relating to the provision of services;
- other financial assets at amortised cost, comprising loans receivable from related parties and, in the case of the Company, subsidiary undertakings; and
- cash and cash equivalents.

Trade receivables and contract assets

The Company applies the IFRS 9 simplified approach to measuring expected credit losses which uses a lifetime expected loss allowance for all trade receivables and contract assets.

To measure the expected credit losses, trade receivables and contract assets have been grouped based on shared credit risk characteristics and the days past due. The Company has concluded that the expected loss rates for trade receivables are a reasonable approximation of the loss rates for the contract assets since they have substantially the same characteristics.

The expected loss rates are based on the payment profiles of sales over an appropriate period before 31 December 2025 and 31 December 2024 respectively and the corresponding historical credit losses experienced within this period. The historical loss rates are adjusted to reflect current and forward-looking information on macroeconomic factors affecting the ability of the customers to settle the receivables.

Based on the assessment carried out in accordance with the above methodology the Company concluded trade receivables and contract assets are adequately provided for.

25. Risk management objectives and policies - continued

25.2 Liquidity Risk

Liquidity risk is the risk that the Company will not be able to meet its financial obligations as they fall due.

The Company's approach to managing liquidity is to ensure, as far as possible, that it will always have sufficient liquidity to meet its liabilities as they fall due, under both normal and stressed conditions, without incurring unacceptable losses or risking damage to the Company's reputation. Note 3.4 discloses the measures that the Group has taken and is currently taking to manage the impact of the economic situation.

The Company actively manages its cash flow requirements. Typically, the Company ensures that it has sufficient cash on demand to meet expected operational expenses for a period of 60 days, including the servicing of financial obligations; this excludes the potential impact of extreme circumstances that cannot reasonably be predicted, such as natural disasters. The company's working capital position as at the end of December 2025 reflects a deficit of €12.2 million and as opposed to €10.0 million last year.

The Company depends on the continued support given by the parent company International Hotel Investments plc. The Group's liquidity risk is actively managed taking cognisance of the matching of operational cash inflows and outflows arising from expected maturities of financial instruments, attributable to the Group's different operations, together with the Group's committed bank borrowing facilities and other financing that it can access to meet liquidity needs.

At 31 December 2025 and 31 December 2024, the Company has financial liabilities including estimated interest payments with contractual maturities which are summarised below:

31 December 2025	Current	Non-current	
	Within 1 year €'000	2-5 years €'000	More than 5 years €'000
Parent company loan	-	28,210	-
Other interest-bearing borrowings	2,047	-	-
Parent company payable	9,296	1,385	-
Trade and other payables	3,775	-	-
	15,118	29,595	-

This compares to the maturity of the Company's financial liabilities in the previous reporting period as follows:

31 December 2024	Current	Non-current	
	Within 1 year €'000	2-5 years €'000	More than 5 years €'000
Parent company loan	1,035	31,915	-
Other interest bearing borrowings	1,393	-	-
Parent company payable	7,340	7,167	-
Trade and other payables	4,551	-	-
	14,319	39,082	-

The above contractual maturities reflect the gross cash flows, which may differ from the carrying values of the liabilities at the balance sheet date.

25. Risk management objectives and policies - continued

25.3 Market risk

Market risk is the risk that changes in market prices, such as foreign exchange rates and interest rates, will affect the Company's income or the value of its holdings of its financial instruments. The objective of market risk management is to manage and control market risk exposures within acceptable parameters, while optimising the return on risk.

25.3.1 Foreign currency risk

The Company operates internationally and is exposed to currency risk on sales and purchases that are denominated in a currency other than its functional currency which is the Euro. The currency giving rise to the highest risk is the Hungarian Forint (HUF).

In respect of monetary assets and liabilities denominated in foreign currencies, the Company ensures that its net exposure is kept to an acceptable level.

The Company's revenues, purchase and operating expenditure, financial assets and liabilities, are mainly denominated in Euro except for financial assets amounting to €917,718.84 and financial liabilities amounting to €1,001,811 which are denominated in HUF.

At 31 December 2025, if the EUR had weakened/strengthened by 10% (2024: 10%) against the HUF with all other variables held constant, post-tax profit for the year would have been €168,380 lower/€168,380 higher (2024: €199,778 lower/€199,778 higher) as a result of foreign exchange losses/gains on translation of the EUR denominated borrowings.

25.4 Summary of financial assets and liabilities by category

The carrying amounts of the Company's financial assets and liabilities as recognised at the balance sheet date of the reporting periods under review may also be categorised as follows. See Note 3.11 for explanations about how the category of financial instruments affects their subsequent measurement.

	2025	2024
	€'000	€'000
Current assets		
Financial assets at amortised cost		
- Amounts due from related companies	283	173
- Trade receivables	1,004	1,256
- Other receivables	313	300
Cash and cash equivalents	1,719	1,677
	<u>3,319</u>	<u>3,406</u>
Non-current liabilities		
Financial liabilities measured at amortised cost		
- Parent company loan	28,210	28,810
	<u>28,210</u>	<u>28,810</u>

25. Risk management objectives and policies - continued

25.4 Summary of financial assets and liabilities by category - continued

Current liabilities

Financial liabilities measured at amortised cost

- Other interest-bearing borrowings	2,047	1,393
- Trade payables	381	341
- Amounts due to related companies	10,715	15,130
- Other payables	989	950
- Accruals	2,371	2,637
	16,502	20,451

26. Parent company

The Company is a subsidiary of International Hotel Investments p.l.c. (IHI p.l.c.), the registered office of which is situated at 22, Europa Centre, Triq John Lopez, Floriana, Malta. The Company's ultimate parent company is CPHCL Company Limited, the registered office of which is the same as that of IHI p.l.c.

The parent company prepares consolidated financial statements of which the Company forms part. These financial statements are filed and are available for public inspection at the Registry of Companies in Malta.

27. Events after the reporting period

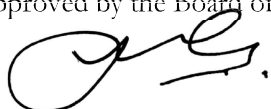
Geopolitical developments affecting the Middle East

On 28th February 2026, the United States and Israel launched airstrikes on Iran, leading Iran to respond by further missile and drone strikes against Israel, US bases and US-allied countries in the Middle East. The conflict led to flight disruptions in the Middle East, travel advisories and increases in oil prices. None of the Group's existing operating hotels are located in the affected areas. These developments may however indirectly affect international travel patterns and increase operating cost pressures. Given the uncertainty surrounding the situation and its potential impact on tourism and cost levels, it is difficult at this stage to reliably estimate the financial effect of these events.

28. Directors remuneration


The Company's directors received a total remuneration of €19,091 for the current period (2024: €17,962).

Approved by the Board of Directors on 29 April 2026 and signed on its behalf by:



Frank Xerri de Caro

Chairperson



Joseph Pisani

Director

Erzsébet krt 43-49
 1073 Budapest
 Hungary